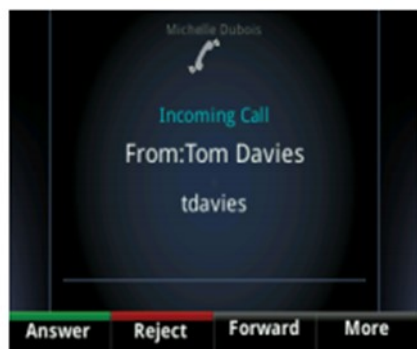
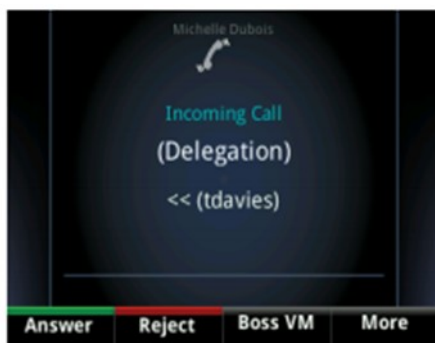


Answer a call to your number:



Press the "Answer" button **OR** lift the handset

Answer a delegated call:




Press the "Answer" button **AND** then lift the handset

Note: Lifting a handset will attempt to start a new call. Press "Cancel" to see again the incoming call

Configure "Consultative" transfer as default:

- Press the "Home" button -> Settings -> Basic -> Preferences -> Default transfer type
- Select "Consultative"


Transfer a call ("Consultative"):

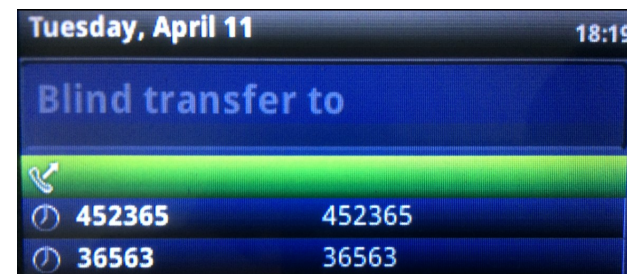
- Press the "Transfer button" 
- Type the number, or press the "Contact button" (from the contact list on the screen)



- Confirm if the person can answer the call:
 - **If yes:** Finish the call. It is then fully transferred.
 - **If no:** Press "Cancel" on the screen. The initial call is then resumed

Transfer a call ("Blind"):

- Press the "Transfer button"  for 3 seconds
- Confirm "Blind transfer to" is displayed on the screen



- Type the number, or press the "Contact button" (from contact list on the screen)